	File Properties				Sub Test MR Calculations				Sub Test I Calculations			
Sub Test	Cycle #	Start Time	End Time	Run Time (s)	Moving Range	Avg Range	LCL	UCL	Process Avg	Avg Process Avg	LCL	UCL
	1	0	846.1	846.1	0	116.9666667	0	301.0722	846.1	750.4888889	543.2239556	957.7538222
	2	874.5	1451.4	576.9	269.2	116.9666667	0	301.0722	711.5	750.4888889	543.2239556	957.7538222
A	3	1495.8	2154.4	658.6	81.7	116.9666667	0	301.0722	693.8666667	750.4888889	543.2239556	957.7538222

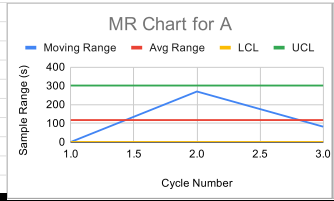

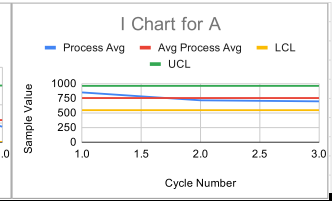

Sub Test	Cycle #	Start Time	End Time	Run Time (s)	Moving Range	Avg Range	LCL	UCL	Process Avg	Avg Process Avg	LCL	UCL
	1			0	0	0	0	0	0	0	0	0
	2			0	0	0	0	0	0	0	0	0
B	3			0	0	0	0	0	0	0	0	0

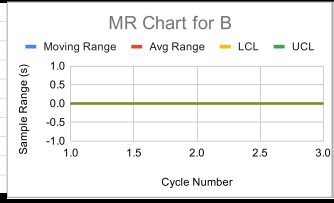

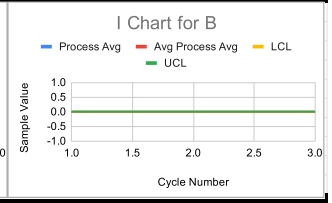

Sub Test	Cycle #	Start Time	End Time	Run Time (s)	Moving Range	Avg Range	LCL	UCL	Process Avg	Avg Process Avg	LCL	UCL
	1			0	0	0	0	0	0	0	0	0
	2			0	0	0	0	0	0	0	0	0
C	3			0	0	0	0	0	0	0	0	0

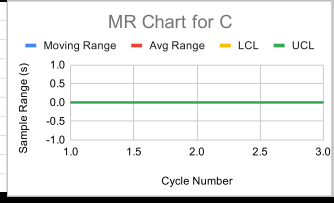

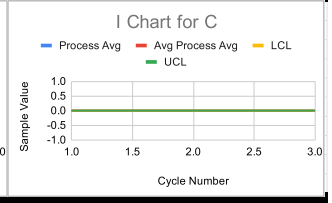

Sub Test	Cycle #	Start Time	End Time	Run Time (s)	Moving Range	Avg Range	LCL	UCL	Process Avg	Avg Process Avg	LCL	UCL
	1			0	0	0	0	0	0	0	0	0
	2			0	0	0	0	0	0	0	0	0
D	3			0	0	0	0	0	0	0	0	0

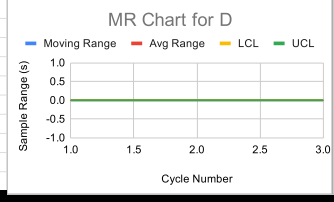

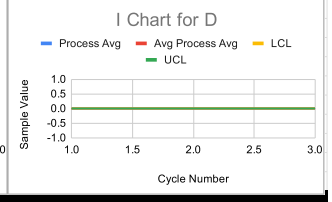

Sub Test	Cycle #	Start Time	End Time	Run Time (s)	Moving Range	Avg Range	LCL	UCL	Process Avg	Avg Process Avg	LCL	UCL
	1			0	0	0	0	0	0	0	0	0
	2			0	0	0	0	0	0	0	0	0
E	3			0	0	0	0	0	0	0	0	0

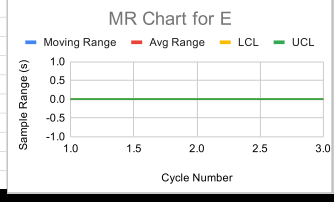

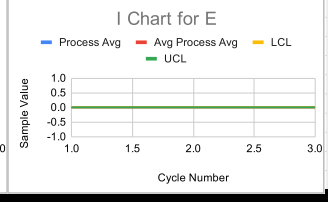
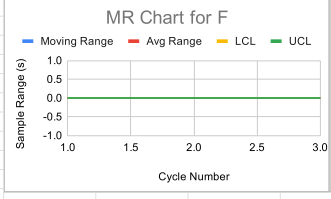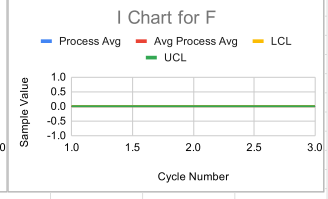
Sub Test	Cycle #	Start Time	End Time	Run Time (s)	Moving Range	Avg Range	LCL	UCL	Process Avg	Avg Process Avg	LCL	UCL
	1			0	0	0	0	0	0	0	0	0
	2			0	0	0	0	0	0	0	0	0
F	3			0	0	0	0	0	0	0	0	0