	File Properties				Sub Test MR Calculations				Sub Test I Calculations			
Sub Test	Cycle #	Start Time	End Time	Run Time (s)	Moving Range	Avg Range	LCL	UCL	Process Avg	Avg Process Avg	LCL	UCL
	1	0	846.1	846.1	0	117.4666667	0	302.3592	846.1	749.0055556	540.8546222	957.1564889
	2	877.2	1450.8	573.6	272.5	117.4666667	0	302.3592	709.85	749.0055556	540.8546222	957.1564889
A	3	1645.6	2299.1	653.5	79.9	117.4666667	0	302.3592	691.0666667	749.0055556	540.8546222	957.1564889

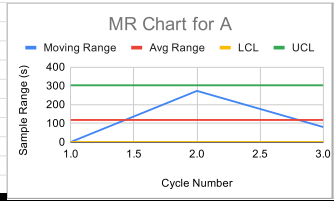

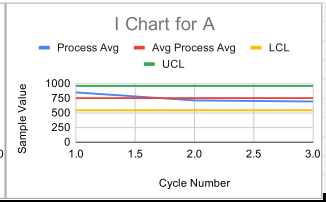

Sub Test	Cycle #	Start Time	End Time	Run Time (s)	Moving Range	Avg Range	LCL	UCL	Process Avg	Avg Process Avg	LCL	UCL
	1			0	0	0	0	0	0	0	0	0
	2			0	0	0	0	0	0	0	0	0
B	3			0	0	0	0	0	0	0	0	0

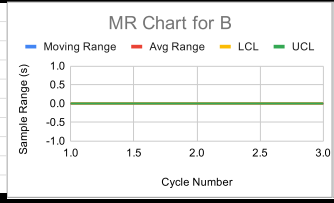

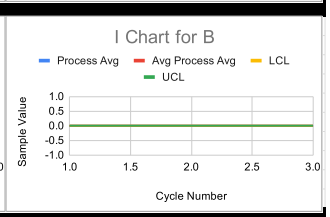

Sub Test	Cycle #	Start Time	End Time	Run Time (s)	Moving Range	Avg Range	LCL	UCL	Process Avg	Avg Process Avg	LCL	UCL
	1			0	0	0	0	0	0	0	0	0
	2			0	0	0	0	0	0	0	0	0
C	3			0	0	0	0	0	0	0	0	0

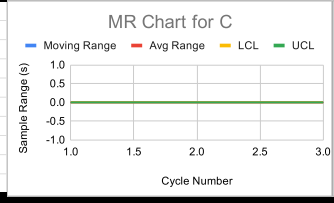

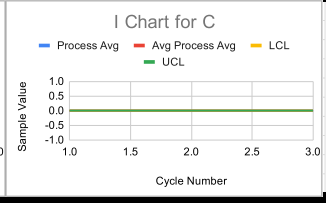

Sub Test	Cycle #	Start Time	End Time	Run Time (s)	Moving Range	Avg Range	LCL	UCL	Process Avg	Avg Process Avg	LCL	UCL
	1			0	0	0	0	0	0	0	0	0
	2			0	0	0	0	0	0	0	0	0
D	3			0	0	0	0	0	0	0	0	0

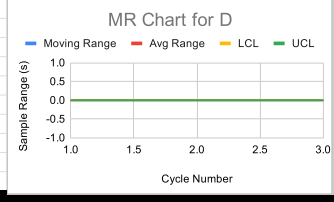

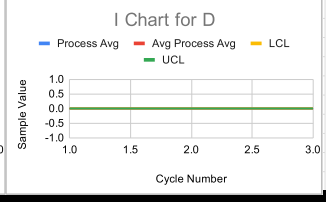

Sub Test	Cycle #	Start Time	End Time	Run Time (s)	Moving Range	Avg Range	LCL	UCL	Process Avg	Avg Process Avg	LCL	UCL
	1			0	0	0	0	0	0	0	0	0
	2			0	0	0	0	0	0	0	0	0
E	3			0	0	0	0	0	0	0	0	0

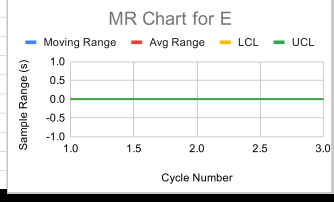

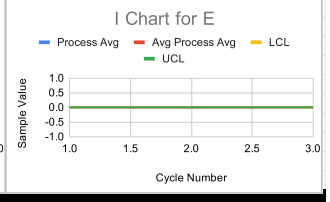
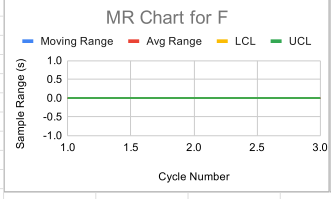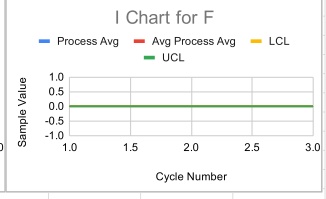
Sub Test	Cycle #	Start Time	End Time	Run Time (s)	Moving Range	Avg Range	LCL	UCL	Process Avg	Avg Process Avg	LCL	UCL
	1			0	0	0	0	0	0	0	0	0
	2			0	0	0	0	0	0	0	0	0
F	3			0	0	0	0	0	0	0	0	0